


FY 2018 PHYSICAL PLAN

COURT OF APPEALS  
BUDGET DIVISION

BED No. 2

Department :  
Agency :  
Operating Unit :  
Organization Code :  
(UACS)



Particulars	UACS CODE	2017 Accomplishments			2018 Physical Targets					Variance	Remarks
		Actual Jan 1 – Sept 30	Estimate Oct 31 – Dec 31	Total	Total	1 <sup>st</sup> Quarter	2 <sup>nd</sup> Quarter	3 <sup>rd</sup> Quarter	4 <sup>th</sup> Quarter		
1	2	3	4	5 = 3 + 4	6 = 7 + 8 + 9 + 10	7	8	9	10	11 = 6 - 5	12
PERFORMANCE INDICATORS											
QUANTITATIVE											
NO. OF CASES RECEIVED / HANDLED		29,350	4,334	33,684	33,301	8,325	8,325	8,325	8,326	(-383)	For the last 9 months of 2017, the Court was able to dispose a total of <b>11,150</b> cases or <b>76.79%</b> accomplishment rate which is well within the estimated target of <b>14,520</b> case dispositions. This disposal feat was achieved despite the retirement of 3 Justices and appointment / promotion of 2 Justices to the Supreme Court.
NO. OF CASES DISPOSED		11,150	3,370	14,520	14,520	3,630	3,630	3,630	3,630	0	Also, the Court disposed more cases than it received during the same period. While the Courtwide figures on case disposal as of September 30, 2017 is considerably high at <b>76.79%</b> or a total of <b>11,150</b> cases, the same Court received only a total of <b>9,795</b> newly filed cases and <b>199</b> reinstated cases or a clearance rate of <b>111.57%</b>

Prepared by:

*Teotimo B. Vallar, III*  
TEOTIMO B. VALLAR, III  
Chief Judicial Staff Officer  
Information & Statistical Data Division

Noted by:

VIRGINIA C. VELACRUZ  
Chief Judicial Staff Officer  
Financial Management & Budget Division

Recommended by:

Hon. REMEDIOS SALAZAR-FERNANDO  
Acting Presiding Justice


*TRM*

FY 2018 PHYSICAL PLAN

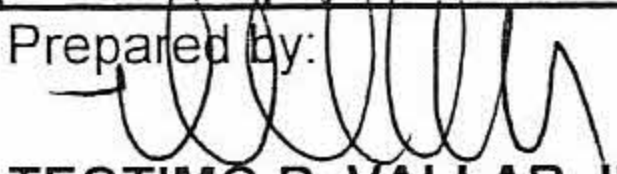
COURT OF APPEALS  
BUDGET DIVISION

BED No. 2

Department :  
Agency :  
Operating Unit :  
Organization Code :  
(UACS)



Particulars	UACS CODE	2017 Accomplishments			2018 Physical Targets					Variance	Remarks
		Actual Jan 1 – Sept 30	Estimate Oct 31 – Dec 31	Total	Total	1 <sup>st</sup> Quarter	2 <sup>nd</sup> Quarter	3 <sup>rd</sup> Quarter	4 <sup>th</sup> Quarter		
1	2	3	4	5 = 3 + 4	6 = 7 + 8 + 9 + 10	7	8	9	10	11 = 6 - 5	12
<b>PERFORMANCE INDICATORS</b>											
<b>QUANTITATIVE</b>											
<b>NO. OF CASES RECEIVED / HANDLED</b>		29,350	4,334	33,684	33,301	8,325	8,325	8,325	8,326	(-383)	For the last 9 months of 2017, the Court was able to dispose a total of <b>11,150</b> cases or <b>76.79%</b> accomplishment rate which is well within the estimated target of <b>14,520</b> case dispositions. This disposal feat was achieved despite the retirement of 3 Justices and appointment / promotion of 2 Justices to the Supreme Court.
<b>NO. OF CASES DISPOSED</b>		11,150	3,370	14,520	14,520	3,630	3,630	3,630	3,630	0	Also, the Court disposed more cases than it received during the same period. While the Courtwide figures on case disposal as of September 30, 2017 is considerably high at <b>76.79%</b> or a total of <b>11,150</b> cases, the same Court received only a total of <b>9,795</b> newly filed cases and <b>199</b> reinstated cases or a clearance rate of <b>111.57%</b>

Prepared by:   
**TEOTIMO B. VALLAR, III**  
Chief Judicial Staff Officer  
Information & Statistical Data Division

Noted by:  
**VIRGINIA C. VELACRUZ**  
Chief Judicial Staff Officer  
Financial Management & Budget Division

Recommended by:  
**Hon. REMEDIOS SALAZAR-FERNANDO**  
Acting Presiding Justice