



COURT OF APPEALS


SUMMARY OF APPROPRIATIONS, ALLOTMENTS, OBLIGATIONS, DISBURSEMENTS AND BALANCES BY OBJECT OF EXPENDITURES


As of the Quarter Ending June 30, 2017


FAR NO. 1-A

<input checked="" type="checkbox"/> Current Year Appropriation
<input type="checkbox"/> Supplemental Appropriation
<input type="checkbox"/> Continuing Appropriation

Particulars	UACS CODE	Appropriations			Allotments					Balances												
		Authorized Appropriations	ADJ	Adjusted Appropriation	Allotments Received	ADJ	Transfer To	Transfer From	Adjusted Total Allotments	1st Quarter Mar 31	2nd Quarter June 30	3rd Quarter Sept. 30	4th Quarter Dec. 31	Total	1st Quarter March 31	2nd Quarter June 30	3rd Quarter Sept. 30	4th Quarter Dec. 31	Total	Due and Demandable	Not Yet Due and Demandable	
RM - Land Improvements	502-13-020	-	-	-	-	-	-	-	-	-	-	-	-	-	-	-	-	-	-	-	-	-
RM - Artesian Wells, Reservoirs, Pumping S	502-13-030	-	-	-	-	-	-	-	-	-	-	-	-	-	-	-	-	-	-	-	-	-
RM - Buildings and Other Structures	502-13-040	15,854,399.20	-	15,854,399.20	15,368,691.55	-	-	-	15,368,691.55	10,714,088.00	4,654,603.55	-	-	15,368,691.55	10,618,438.00	4,581,944.65	-	-	15,200,382.65	168,308.90	-	-
RM - Machinery and Equipment	502-13-050	-	-	-	-	-	-	-	-	193,688.00	595,728.30	-	-	789,416.30	95,340.00	103,468.30	-	-	198,808.30	590,608.00	-	-
RM - Transportation Equipment	502-13-060	7,588,951.30	-	7,588,951.30	2,161,718.40	-	-	-	2,161,718.40	822,924.27	1,337,919.86	-	-	2,160,844.13	696,864.91	1,187,597.07	-	-	1,884,461.98	276,382.15	-	-
RM - Furnitures and Fixtures	502-13-070	1,100,379.05	-	1,100,379.05	-	-	-	-	-	-	-	-	-	-	-	-	-	-	-	-	-	-
RM - Lease Assets Machinery & Equip	502-13-080	-	-	-	-	-	-	-	-	-	-	-	-	-	-	-	-	-	-	-	-	-
RM - Leased Assets Improvements	502-13-090	37,598.35	-	37,598.35	37,598.35	-	-	-	37,598.35	-	37,598.35	-	-	37,598.35	-	37,598.35	-	-	37,598.35	-	-	-
RM - Semi-Expendable Machinery and Equip	502-13-210	161,224.10	-	161,224.10	161,223.40	-	-	-	161,223.40	10,272.70	144,302.70	-	-	154,575.40	7,500.00	54,088.40	-	-	61,588.40	92,987.00	-	-
RM - Semi Expendable Furniture, Fixtures and	502-13-220	-	-	-	-	-	-	-	-	-	-	-	-	-	-	-	-	-	-	-	-	-
RM - Other Property, Plant and Equipment	502-13-990	1,037,000.00	-	1,037,000.00	-	-	-	-	-	-	-	-	-	-	-	-	-	-	-	-	-	-
Taxes, Duties and Licenses	502-15-010	1,490,500.00	-	1,490,500.00	47,928.38	-	-	-	47,928.38	11,316.24	35,898.22	-	-	47,214.46	11,316.24	35,898.22	-	-	47,214.46	-	-	-
Fidelity Bond Premiums	502-15-020	2,578,000.00	-	2,578,000.00	2,577,093.80	-	-	-	2,577,093.80	735,375.00	1,841,718.80	-	-	2,577,093.80	735,375.00	1,841,718.80	-	-	2,577,093.80	-	-	-
Insurance Expenses	502-15-030	909,500.00	-	909,500.00	908,977.82	-	-	-	908,977.82	736,385.69	172,592.13	-	-	908,977.82	687,370.31	221,607.51	-	-	908,977.82	-	-	-
Advertising Expenses	502-99-010	1,711,000.00	-	1,711,000.00	1,253,000.00	-	-	-	1,253,000.00	625,940.00	626,250.40	-	-	1,252,190.40	625,940.00	615,280.40	-	-	1,241,220.40	10,970.00	-	-
Printing and Publication Expenses	502-99-020	794,000.00	-	794,000.00	598,000.00	-	-	-	598,000.00	239,365.00	358,420.00	-	-	597,785.00	213,865.00	361,120.00	-	-	574,985.00	22,800.00	-	-
Transportation and Delivery Expenses	502-99-040	755,000.00	-	755,000.00	497,000.00	-	-	-	497,000.00	187,195.72	309,311.52	-	-	496,507.24	187,195.72	309,311.52	-	-	496,507.24	-	-	-
Rent/Lease Expenses	502-99-050	17,050,000.00	-	17,050,000.00	8,524,000.00	-	-	-	8,524,000.00	1,697,562.79	3,882,124.31	-	-	5,579,687.10	1,511,002.79	3,919,436.31	-	-	5,430,439.10	149,248.00	-	-
Membership Dues and Cont. to Organizations	502-99-060	58,000.00	-	58,000.00	48,000.00	-	-	-	48,000.00	23,000.00	25,000.00	-	-	48,000.00	23,000.00	25,000.00	-	-	48,000.00	-	-	-
Subscription Expenses	502-99-070	18,893,500.00	-	18,893,500.00	14,281,500.00	-	-	-	14,281,500.00	6,802,462.00	7,454,046.10	-	-	14,256,508.10	6,802,462.00	7,423,241.10	-	-	14,225,703.10	30,805.00	-	-
Donations	502-99-080	-	-	-	-	-	-	-	-	-	-	-	-	-	-	-	-	-	-	-	-	-
Other Maintenance and Operating Expenses	502-99-990	5,668,000.00	-	5,668,000.00	5,668,000.00	-	-	-	5,668,000.00	2,073,896.44	3,592,460.04	-	-	5,666,356.48	2,048,889.64	3,617,466.84	-	-	5,666,356.48	-	-	-
Capital Outlays		61,600,000.00	-	61,600,000.00	23,000,000.00	-	-	-	23,000,000.00	-	9,597,000.00	-	-	9,597,000.00	-	4,797,000.00	-	-	4,797,000.00	4,800,000.00	-	-
Water Supply System	506-04-030 99	-	-	-	-	-	-	-	-	-	-	-	-	-	-	-	-	-	-	-	-	-
Buildings and Other Structures	506-04-040	30,000,000.00	-	30,000,000.00	-	-	-	-	-	-	-	-	-	-	-	-	-	-	-	-	-	-
Office Equipment	506-04-050 02	5,000,000.00	-	5,000,000.00	-	-	-	-	-	-	-	-	-	-	-	-	-	-	-	-	-	-
Information & Communication Technology	506-04-050 03	-	-	-	-	-	-	-	-	-	-	-	-	-	-	-	-	-	-	-	-	-
Equipment	506-04-050 04	-	-	-	-	-	-	-	-	-	-	-	-	-	-	-	-	-	-	-	-	-
Communication Equipment	506-04-050 07	-	-	-	-	-	-	-	-	-	-	-	-	-	-	-	-	-	-	-	-	-
Disaster Response Equipment	506-04-050 09	-	-	-	-	-	-	-	-	-	-	-	-	-	-	-	-	-	-	-	-	-
Medical Equipment	506-04-050 11	-	-	-	-	-	-	-	-	-	-	-	-	-	-	-	-	-	-	-	-	-
Other Machinery and Equipment	506-04-050 99	-	-	-	-	-	-	-	-	-	-	-	-	-	-	-	-	-	-	-	-	-
Motor Vehicles	506-04-060	26,600,000.00	-	26,600,000.00	23,000,000.00	-	-	-	23,000,000.00	-	9,597,000.00	-	-	9,597,000.00	-	4,797,000.00	-	-	4,797,000.00	4,800,000.00	-	-
Furniture and Fixtures	506-04-070 01	-	-	-	-	-	-	-	-	-	-	-	-	-	-	-	-	-	-	-	-	-
Books	506-04-070 02	-	-	-	-	-	-	-	-	-	-	-	-	-	-	-	-	-	-	-	-	-
Other Property Plant and Equipment	506-04-090	-	-	-	-	-	-	-	-	-	-	-	-	-	-	-	-	-	-	-	-	-
Computer Software	506-06-020	-	-	-	-	-	-	-	-	-	-	-	-	-	-	-	-	-	-	-	-	-
Cons in Progress - Buildings & Other Structures		-	-	-	-	-	-	-	-	-	-	-	-	-	-	-	-	-	-	-	-	-
B. AUTOMATIC APPROPRIATIONS		81,169,000.00	-	81,169,000.00	40,584,000.00	-	-	-	40,584,000.00	19,195,319.84	18,743,453.81	-	-	37,938,773.65	19,195,319.84	12,496,323.89	-	-	31,691,643.73	6,247,129.92	-	-
Retirement and Life Insurance Premium	501-03-010	81,169,000.00	-	81,169,000.00	40,584,000.00	-	-	-	40,584,000.00	19,195,319.84	18,743,453.81	-	-	37,938,773.65	19,195,319.84	12,496,323.89	-	-	31,691,643.73	6,247,129.92	-	-
C. SPECIAL PURPOSE FUNDS		21,288,210.00	-	21,288,210.00	21,288,210.00	-	-	-	21,288,210.00	10,927,803.98	10,360,404.00	-	-	21,288,207.98	10,927,803.98	10,360,404.00	-	-	21,288,207.98	-	-	-
Miscellaneous Personnel Benefits Fund	501-04-990 spf	-	-	-	-	-	-	-	-	-	-	-	-	-	-	-	-	-	-	-	-	-
Year End Bonus	501-02-140 spf	-	-	-	-	-	-	-	-	-	-	-	-	-	-	-	-	-	-	-	-	-
Pension & Gratuity Fund	501-04-030 spf	-	-	-	-	-	-	-	-	10,927,803.98	1,514,529.00	-	-	12,442,332.98	10,927,803.98	1,514,529.00	-	-	12,442,332.98	-	-	-
Salary - Regular	501-01-010	-	-	-	-	-	-	-	-	-	-	-	-	-	-	-	-	-	-	-	-	-
Retirement Gratuity	501-04-020 spf	-	-	-	-	-	-	-	-	-	8,845,875.00	-	-	8,845,875.00	-	8,845,875.00	-	-	8,845,875.00	-	-	-
Pension Benefits - Civilian	501-04-010 spf	21,288,210.00	-	21,288,210.00	21,288,210.00	-	-	-	21,288,210.00	-	-	-	-	-	-	-	-	-	-	-	-	-
GRAND TOTAL		1,893,211,210.00	-	1,893,211,210.00	1,030,011,037.00	-	-	-	1,030,011,037.00	412,948,548.23	551,968,435.04	-	-	964,916,983.27	409,378,982.32	537,894,062.63	-	-	947,273,044.95	17,643,938.32	-	0.00


 VIRGINIA C. VELAZQUEZ
 Chief Judicial Staff Officer
 Budget Division


 NICANORA MARIA LUISA O. MOVIENTE
 Chief Judicial Staff Officer
 Accounting Division

Approved By

 ATTY. TERESITA MARIGOMEN
 Executive Clerk of Court IV
 Agency Head Authorized Representative